



Using a story to teach language

Aims

- Demonstrate an original story, written in Gaelic
- Suggest associated activities
- Elicit specific language teaching points
- Extend the learning – social and cultural outcomes in language lesson
- Open the floor!
 - Suggested lesson ideas
 - Proposed resource formats
 - Next steps



An Dà Ròs – What's the Story?

- A joint commission
- Language learning alongside social outcomes
- Let's read the story!



- Social outcomes
- Tolerance, friendship, kindness
- Cultural differences
- Very soft touch approach to difficult conversations
- Relatable for very young pupils



An Dà Ròs

Language points:

- Fluent speakers:
 - Soft introduction to the genitive
 - Conditional
 - Idioms and idiomatic structures
- Learners:
 - Nouns – places, foods
 - Idioms
 - Pronunciation



An Dà Ròs

Pedagogy:

- Have the vocabulary you want the learners to acquire clear in your own mind before you start
- Highlight these words as you go through the lesson
- Take time to discuss new vocabulary and build links to previous knowledge
- Give pupils the chance to use new words during the lesson
- Highlight the new words as part of the lesson plenary
- Revisit these words in another lesson to reinforce teaching and learning
- Language acquisition is an ongoing process, grab every learning opportunity!

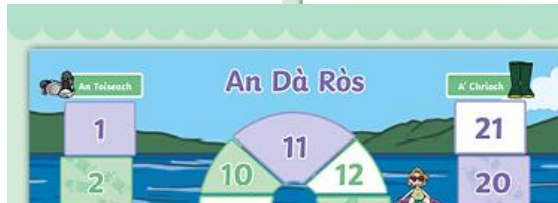


An Dà Ròs

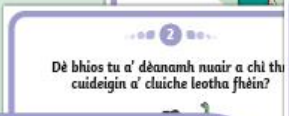
What are the Resources?



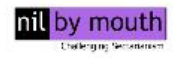
sàbhaladh inc Eco



sàbhaladh inc Eco



sàbhaladh inc Eco



sàbhaladh inc Eco



An Dà Ròs

Discussion points:

- What are the resources you would still like to see?
- Have you used stories to illustrate language points?
- How can we access these resources?





An Dà Ròs

Chan eil càil coltach ris!

julie-anne.mackenzie@twinkl.scot